



**The Code of  
School  
Behaviour**  
Better Behaviour  
Better Learning

# Fig Tree Pocket State School's *Responsible Behaviour Plan for Students* based on *The Code of School Behaviour*

## 1. Purpose

Fig Tree Pocket State School is committed to providing a safe, respectful and disciplined learning environment for students and staff, where students have opportunities to engage in quality learning experiences and acquire values supportive of their lifelong wellbeing.

This Responsible Behaviour Plan for Students is designed to facilitate high standards of behaviour so that the learning and teaching in our school can be effective and students can participate positively within our school community.

## 2. Consultation and data review

Fig Tree Pocket State School developed this plan in collaboration with our school community. Broad consultation with parents, staff and students was undertaken through discussions and meetings held during Term 1 and 2 in 2018. A review of school data sets from 2013-2017 also informed the development process.

The Principal, Chair of the School Council and P & C President have endorsed this Plan.

## 3. Learning and behaviour statement

All areas of Fig Tree Pocket State School are learning and teaching environments. We consider behaviour management to be an opportunity for valuable social learning as well as a means of maximising the success of academic education programs. Our school-wide framework for managing behaviour is through a focus on facilitating positive behaviours.

Our Responsible Behaviour Plan outlines our system for facilitating positive behaviours, preventing problem behaviour and responding to unacceptable behaviours. Through our school plan, shared expectations for student behaviour are plain to everyone, assisting Fig Tree Pocket State School to create and maintain a positive and productive learning and teaching environment, where ALL school community members have clear and consistent expectations and understandings of their role in the educational process.

Our school community has identified the following school rules to teach and promote our high standards of responsible behaviour:

- Be safe
- Be responsible
- Be respectful.

Our school rules have been agreed upon and endorsed by all staff and our school P&C. They are aligned with the values, principles and expected standards outlined in Education Queensland's Code of School Behaviour.

#### 4. Processes for facilitating standards of positive behaviour and responding to unacceptable behaviour

##### Universal Behaviour Support

The first step in facilitating standards of positive behaviour is communicating those standards to **all** students. At Fig Tree Pocket State School we emphasise the importance of directly teaching students the behaviours we want them to demonstrate at school. Communicating behavioural expectations is a form of universal behaviour support - a strategy directed towards **all** students which is designed to prevent problem behaviour and to provide a framework for responding to unacceptable behaviour.

A set of behavioural expectations in specific settings has been attached to each of our three school rules. The Schoolwide Expectations Teaching Matrix below outlines our agreed rules and specific behavioural expectations in all school settings.

SCHOOLWIDE EXPECTATIONS TEACHING MATRIX							
	ALL AREAS	CLASSROOM	ONLINE	PLAYGROUND	STAIRS	TOILETS	BUS LINES/BIKE RACKS
BE RESPECTFUL	<ul style="list-style-type: none"><li>▪ Use equipment appropriately</li><li>▪ Clean up after yourself</li><li>▪ Use polite language</li><li>▪ Wait your turn</li><li>▪ Respect your own and others' property</li></ul>	<ul style="list-style-type: none"><li>▪ Follow class expectations (e.g. talk in turns, be a good listener, enter and exit room in an orderly manner)</li><li>▪ Respect others' right to learn</li></ul>	<ul style="list-style-type: none"><li>▪ Participate in use of approved online sites and educational games</li><li>▪ Be courteous and polite in all online communications</li></ul>	<ul style="list-style-type: none"><li>▪ Participate in school approved games</li><li>▪ Play fairly – take turns, invite others to join in and follow rules</li><li>▪ Care for the environment</li></ul>	<ul style="list-style-type: none"><li>▪ Walk quietly and in an orderly way so that others are not disturbed</li></ul>	<ul style="list-style-type: none"><li>▪ Respect privacy of others</li></ul>	<ul style="list-style-type: none"><li>▪ Use own bike/scooter only</li><li>▪ Wait inside the gate until the bus stops</li><li>▪ Watch for vehicle in the pick up zone</li></ul>
BE RESPONSIBLE	<ul style="list-style-type: none"><li>▪ Ask permission to leave the classroom</li><li>▪ Be on time</li><li>▪ Be in the right place at the right time</li><li>▪ Follow instructions straight away</li></ul>	<ul style="list-style-type: none"><li>▪ Be prepared</li><li>▪ Complete set tasks</li><li>▪ Take an active role in classroom activities</li><li>▪ Keep work space tidy</li><li>▪ Be honest</li></ul>	<ul style="list-style-type: none"><li>▪ Report any unacceptable behaviour to a teacher</li><li>▪ Post only appropriate content online</li></ul>	<ul style="list-style-type: none"><li>▪ Be a problem solver</li><li>▪ Return equipment to appropriate place at the sports bell</li></ul>	<ul style="list-style-type: none"><li>▪ Move peacefully in single file</li></ul>	<ul style="list-style-type: none"><li>▪ Use toilets during breaks</li></ul>	<ul style="list-style-type: none"><li>▪ Walk bike/scooter in school grounds</li><li>▪ Leave school promptly</li><li>▪ Have your bus pass ready</li></ul>
BE SAFE	<ul style="list-style-type: none"><li>▪ Respect others' personal space and property</li><li>▪ Keep hands, feet and objects to yourself</li></ul>	<ul style="list-style-type: none"><li>▪ Walk</li></ul>	<ul style="list-style-type: none"><li>▪ Respect others' right to use online resources free from interference or bullying</li><li>▪ Keep any usernames or passwords private</li><li>▪ Follow all teacher instructions about keeping private information off online sites</li></ul>	<ul style="list-style-type: none"><li>▪ Wear shoes and socks at all times</li><li>▪ Be sun safe; wear a broad brimmed hat</li></ul>	<ul style="list-style-type: none"><li>▪ Rails are for hands</li><li>▪ Walk one step at a time down stairs</li><li>▪ Keep passage ways clear at all times</li></ul>	<ul style="list-style-type: none"><li>▪ Wash hands after using the toilet and before eating food</li><li>▪ Walk</li></ul>	<ul style="list-style-type: none"><li>▪ Wait your turn</li><li>▪ Keep your belongings nearby</li><li>▪ Wait in an orderly manner (remain quiet and calm without pushing or shoving) in the pick up zone</li></ul>

These expectations are communicated to students via a number of strategies, including:

- Behaviour lessons conducted by classroom teachers providing strategies (Appendix 1);
- Reinforcement of learning from behaviour lessons at School Assemblies and during active supervision by staff during classroom and non-classroom activities.

Fig Tree Pocket State School implements the following proactive and preventative processes and strategies to support student behaviour:

- Articles/information in the school newsletter, enabling parents to be actively and positively involved in school behaviour expectations.
- Comprehensive induction programs in the Fig Tree Pocket State School Responsible Behaviour Plan for Students delivered to new students as well as new and relief staff.
- Individual support profiles developed for students with high behavioural needs, enabling staff to make the necessary adjustments to support these students consistently across all classroom and non-classroom settings.
- Parents informed when individual support profiles are being implemented.

Specific policies have been developed to address:

- The Use of Personal Technology Devices at School (Appendix 2);
- Fig Tree Pocket State School Mobile Phone Policy (Appendix 3)
- Procedures for Preventing and Responding to Incidents of Bullying (Appendix 4); and
- Appropriate Use of Social Media (Appendix 5).

### **Responding to unacceptable behaviour**

#### **1. Re-directing low-level and infrequent problem behaviour**

When a student exhibits low-level and infrequent problem behaviour, the first response of school staff members is to remind the student of expected school behaviour, then support them to change their behaviour so that it aligns with our school's expectations.

Our preferred way of re-directing low-level problem behaviour is to ask them to think of how they might be able to act more safely, more respectfully or more responsibly. This encourages students to reflect on their own behaviour, evaluate it against expected school behaviour, and plan how their behaviour could be modified so as to align with the expectations of our school community.

#### **2. Targeted behaviour support: Support Services Team (SST)**

Each year a small number of students at Fig Tree Pocket State School are identified through our data as needing a little bit extra in the way of targeted behavioural support. In most cases, the problem behaviours of these students may not be immediately regarded as severe, but the frequency of their behaviours may put these students' learning and social success at risk if not addressed in a timely manner.

The Support Services Team (SST) is co-ordinated by a school-based team with active administrator support (Principal/Deputy Principal) and staff involvement (Inclusion Teacher, Guidance Officer, Support Teacher: Literacy and Numeracy, Speech Therapist). This team meet regularly to provide support and problem solve concerns teachers may have regarding students in their class. Teachers communicate with the SST through the referral process to access support, strategies and resources where appropriate and co-ordinate all actions as the case manager. As case managers, teachers liaise with the support team, specialists and with parents to ensure best outcomes for students.

Teachers are supported by the SST to create an Individual Behaviour Support Plan. SST will assist the class teacher to create, implement and review this plan as required. This plan may include increased daily opportunities to receive positive contact with adults, implementing check-in/check-out strategies and increased opportunities to receive positive reinforcement. Where required, adjustments are made to the Plan through academic support, adult mentoring or intensive social skills training.

Students whose behaviour does not improve through actions arising from the SST, or whose previous behaviour indicates a need for specialised intervention, are provided with intensive behaviour support.

### 3. Intensive behaviour support: Metropolitan Region Behaviour Support Service

Fig Tree Pocket State School is committed to educating all students, including those with the highest behavioural support needs. We recognise that students with highly complex and challenging behaviours need comprehensive systems of support. The *Metropolitan Region Behaviour Support Service* Team:

- facilitates a Functional Behaviour Assessment for appropriate students;
- works with other staff members to develop appropriate behaviour support strategies;
- monitors the impact of support for individual students through ongoing data collection;
- makes adjustments as required for the student; and
- works with the School to achieve continuity and consistency.

The *Metropolitan Region Behaviour Support Service* has a simple and quick referral system in place. Following referral, a team member contacts parents and any relevant staff members to form a support team and begin the assessment and support process. In many cases the support team also includes individuals from other agencies already working with the student and their family, a representative from the school's administration and regional behavioural support staff.

## 5. Consequences for unacceptable behaviour

Fig Tree Pocket State School makes systematic efforts to prevent problem student behaviour by teaching and reinforcing expected behaviours on an ongoing basis. When unacceptable behaviour occurs, students experience predictable consequences. Our school seeks to ensure that responses to unacceptable behaviour are consistent and proportionate to the nature of the behaviour. The recording of three minor behaviours constitutes a major behaviour.

### Minor and major behaviours

When responding to problem behaviour, the staff member first determines if the problem behaviour is major or minor, with the following agreed understanding:

- **Minor** problem behaviour is handled by staff members at the time it happens.
- **Major** problem behaviour is referred directly to the school Administration team.

**Minor** behaviours are those that:

- are minor breaches of the school rules;
- do not seriously harm others or cause you to suspect that the student may be harmed;
- do not violate the rights of others in any other serious way;
- are not part of a pattern of problem behaviours; and
- do not require involvement of specialist support staff or Administration.

Minor problem behaviours may result in the following consequences:

- a minor consequence that is logically connected to the problem behaviour, such as complete removal from an activity or event for a specified period of time, partial removal (time away), individual meeting with the student, apology, restitution or detention for work completion.
- a re-direction procedure. The staff member takes the student aside and:
  1. names the behaviour that the student is displaying;
  2. asks the student to name expected school behaviour;
  3. states and explains expected school behaviour if necessary; and
  4. gives positive verbal acknowledgement for expected school behaviour.

**Major** behaviours are those that:

- significantly violate the rights of others;
- put others / self at risk of harm; and
- require the involvement of school Administration.



**Major** behaviours result in an immediate referral to Administration because of their seriousness. When major problem behaviour occurs, staff members calmly state the major problem behaviour to the student and remind them of the expected school behaviour. The staff member then escorts the student to Administration and records accurate details on the school database to support clear communication between staff, student and parent/s. Relief teachers will refer major behaviours and/or a pattern of repeated minor behaviours using an office referral form (Appendix 6) and record accurate details about an incident using the Behaviour Incident Report (Appendix 7). Administration will facilitate a reflection process using the 4W form (Appendix 8).

Major problem behaviours may result in the following consequences:

- **Level One:** Parent contact, time in office, removal to withdrawal room, alternate lunchtime activities, loss of privilege, restitution, loss of break times, warning regarding future consequence for repeated offence, referral to Support Services Team (SST);
- **Level Two:** Parent contact, referral to Guidance Officer, referral to Metropolitan Region Behaviour Support Service, suspension from school: and/or
- **Level Three:** Students who engage in very serious problem behaviours such as major violent physical assault, or the use or supply of weapons or drugs can expect to be recommended for exclusion from school following an immediate period of suspension.

The following table outlines examples of minor and major problem behaviours:

	Area	Minor	Major
Being Safe	Movement around school	<ul style="list-style-type: none"> <li>• Running on concrete or around buildings</li> <li>• Running on stairs</li> <li>• Not walking bike in school grounds</li> </ul>	
	Play	<ul style="list-style-type: none"> <li>• Incorrect use of equipment</li> <li>• Not playing school approved games</li> <li>• Playing in toilets</li> </ul>	<ul style="list-style-type: none"> <li>• Throwing objects</li> <li>• Possession of weapons</li> </ul>
	Physical contact	<ul style="list-style-type: none"> <li>• Minor physical contact (for example, pushing and shoving)</li> </ul>	<ul style="list-style-type: none"> <li>• Serious physical aggression</li> <li>• Fighting</li> </ul>
	Correct Attire	<ul style="list-style-type: none"> <li>• Not wearing a hat in playground</li> <li>• Not wearing shoes outside</li> </ul>	
	Other	<ul style="list-style-type: none"> <li>• Inappropriate use of personal technology devices or social networking sites, which impacts on the good order and management of the school</li> </ul>	<ul style="list-style-type: none"> <li>• Possession or selling of drugs</li> <li>• Weapons including knives and any other items which could be considered a weapon being taken to school</li> <li>• Serious, or continued, inappropriate use of personal technology devices or social networking sites, which impacts on the good order and management of the school</li> </ul>
Being Responsible	Class tasks	<ul style="list-style-type: none"> <li>• Not completing set tasks that are at an appropriate level</li> <li>• Refusing to work</li> </ul>	
	Being in the right place	<ul style="list-style-type: none"> <li>• Not being punctual (eg: lateness after breaks)</li> <li>• Not in the right place at the right time</li> </ul>	<ul style="list-style-type: none"> <li>• Leaving class without permission (out of sight)</li> <li>• Leaving school without permission</li> </ul>
	Follow instructions	<ul style="list-style-type: none"> <li>• Low intensity failure to respond to adult request</li> <li>• Non compliance</li> <li>• Unco-operative behaviour</li> </ul>	
	Accept outcomes for behaviour	<ul style="list-style-type: none"> <li>• Minor dishonesty (lying about involvement in a low-level incident)</li> </ul>	<ul style="list-style-type: none"> <li>• Major dishonesty that has a negative impact on others</li> </ul>
	Rubbish	<ul style="list-style-type: none"> <li>• Littering</li> </ul>	
Being Respectful	Mobile phone or personal technology devices	<ul style="list-style-type: none"> <li>• Mobile phone switched on in any part of the school at any time without authorisation (written permission from an authorised staff member)</li> </ul>	<ul style="list-style-type: none"> <li>• Use of a mobile phone in any part of the school for voicemail, email, text messaging or filming purposes without authorisation</li> <li>• Inappropriate use of personal technology devices or social networking sites, which impacts on the good order and management of the school</li> </ul>
	Language (including while online)	<ul style="list-style-type: none"> <li>• Inappropriate language (written/verbal)</li> <li>• Calling out</li> <li>• Poor attitude</li> <li>• Disrespectful tone</li> </ul>	<ul style="list-style-type: none"> <li>• Offensive language</li> <li>• Aggressive language</li> <li>• Verbal abuse / directed profanity</li> </ul>
	Property	<ul style="list-style-type: none"> <li>• Petty theft</li> <li>• Lack of care for the environment</li> </ul>	<ul style="list-style-type: none"> <li>• Stealing / major theft</li> <li>• Wilful property damage</li> <li>• Vandalism</li> </ul>
	Others	<ul style="list-style-type: none"> <li>• Not playing fairly</li> <li>• Minor disruption to class</li> <li>• Minor defiance</li> <li>• Intentional mean treatment of others</li> <li>• Inappropriate use of personal technology devices or social networking sites, which impacts on the good order and management of the school</li> </ul>	<ul style="list-style-type: none"> <li>• Major bullying / victimisation /harassment</li> <li>• Major disruption to class</li> <li>• Blatant disrespect</li> <li>• Major defiance</li> <li>• Serious, or continued, inappropriate use of personal technology devices or social networking sites, which impacts on the good order and management of the school</li> </ul>

### **Relate problem behaviours to expected school behaviours**

When responding to problem behaviours, staff members ensure that students understand the relationship of the problem behaviour to expected school behaviour. One method that staff members might use to achieve this is to have students:

- articulate the relevant expected school behaviour;
- explain how their behaviour differs from expected school behaviour;
- describe the likely consequences if the problem behaviour continues; and
- identify what they will do to change their behaviour in line with expected school behaviour.

Should a problem behaviour be repeated, the staff member may not repeat the discussion/explanation process but simply remind the student of the consequences of their problem behaviour.

### **Ensuring consistent responses to problem behaviour**

At Fig Tree Pocket State School, staff members authorised to issue consequences for problem behaviour are provided with appropriate professional development and/or training. Through training activities, we work to ensure consistent responses to problem behaviour across the school.

Students also receive training in how to respond appropriately (High Five) when other students display problem behaviour, and the courteous way to respond when a staff member re-directs their behaviour or consequences are applied for problem behaviour.

## **6. Emergency or critical incident responses**

It is important that all staff have a consistent understanding of how to respond to emergency situations or critical incidents involving severe problem behaviour. This consistency ensures that appropriate actions are taken to ensure that both students and staff are kept safe.

An **emergency situation or critical incident** is defined as an occurrence that is sudden, urgent, and usually unexpected, or an occasion requiring immediate action.

**Severe problem behaviour** is defined as behaviour of such intensity, frequency, or duration that the physical safety of the student or others is likely to be placed in serious jeopardy.

### **Basic defusing strategies**

1. Avoid escalating the problem behaviour: Avoid shouting, cornering the student, moving into the student's space, touching or grabbing the student, sudden responses, sarcasm, becoming defensive, communicating anger and frustration through body language.
2. Maintain calmness, respect and detachment: Model the behaviour you want students to adopt, stay calm and controlled, use a serious measured tone, choose your language carefully, avoid humiliating the student, be matter of fact and avoid responding emotionally.
3. Approach the student in a non-threatening manner: Move slowly and deliberately toward the problem situation, speak privately to the student/s where possible, speak calmly and respectfully, minimise body language, keep a reasonable distance, establish eye level position, be brief, stay with the agenda, acknowledge cooperation, withdraw if the situation escalates.
4. Follow through: If the student starts displaying the appropriate behaviour briefly acknowledge their choice and re-direct other students' attention towards their usual work/activity. If the student continues with the problem behaviour then remind them of the expected school behaviour and identify consequences of continued unacceptable behaviour.
5. Debrief: Help the student to identify the sequence of events that led to the unacceptable behaviour, pinpoint decision moments during the sequence of events, evaluate decisions made, and identify acceptable decision options for future situations (refer Appendix 9).

## Physical Intervention

Staff may make legitimate use of physical intervention if all non-physical interventions have been exhausted and a student is:

- physically assaulting another student or staff member; or
- posing an immediate danger to him/herself or to others.

Appropriate physical intervention may be used to ensure that Fig Tree Pocket State School's duty of care to protect students and staff from foreseeable risks of injury is met. The use of physical intervention is only considered appropriate where the immediate safety of a student, staff member or others is threatened and the strategy is used to prevent injury.

Physical intervention can involve coming between students, blocking a student's path, leading a student by the hand/arm, shepherding a student by placing a hand in the centre of the upper back, removing potentially dangerous objects and, in extreme situations, using restraint that is more forceful.

It is important that all staff understand:

- physical intervention cannot be used as a form of punishment;
- physical intervention must not be used when a less severe response can effectively resolve the situation and the underlying function of the behaviour.

Physical intervention is not to be used as a response to:

- property destruction;
- school disruption;
- refusal to comply;
- verbal threats; and
- leaving a classroom or the school, unless student safety is clearly threatened.

Any physical intervention made must:

- be reasonable in the particular circumstances;
- be in proportion to the circumstances of the incident;
- always be the minimum force needed to achieve the desired result; and
- take into account the age, stature, disability, understanding and gender of the student.

## Record keeping

Each instance involving the use of physical intervention must involve a debriefing process (see Appendix 9) and be formally documented. The processes can be found at

<http://ppr.det.qld.gov.au/corp/hr/workplace/Pages/Health-and-Safety-Incident-Recording,-Notification-and-Management.aspx> online.

## 7. Network of student support

Students at Fig Tree Pocket State School are supported through positive reinforcement and a system of universal, targeted, and intensive behaviour support by:

- |                      |                              |
|----------------------|------------------------------|
| • Parents            | • STLaN/Extension teacher    |
| • Teachers           | • Administration Staff       |
| • Support Staff      | • Guidance Officer           |
| • Head of Curriculum | • Advisory Visiting Teachers |
| • Inclusion teacher  | • School Chaplain            |

External support is also available through the following government and community agencies:

- Disability Services Queensland
- Child and Youth Mental Health
- Queensland Health
- Department of Communities (Child Safety Services)
- Police
- Local Council
- Neighbourhood Centre.



## 8. Consideration of individual circumstances

To ensure alignment with the Code of School Behaviour when applying consequences, the individual circumstances and actions of the student and the needs and rights of school community members are considered at all times.

Fig Tree Pocket State School considers the individual circumstances of students when applying support and consequences by:

- promoting an environment which is responsive to the diverse needs of its students
- establishing procedures for applying fair, equitable and non violent consequences for infringement of the code ranging from the least intrusive sanctions to the most stringent
- recognising and taking into account students' age, gender, disability, cultural background, socioeconomic situation and their emotional state
- recognising the rights of all students to:
  - express opinions in an appropriate manner and at the appropriate time
  - work and learn in a safe environment regardless of their age, gender, disability, race, cultural background or socio-economic situation, and
  - receive adjustments appropriate to their learning and/or impairment needs.

## 9. Related legislation

- Commonwealth Disability Discrimination Act 1992
- Commonwealth Disability Standards for Education 2005
- Education (General Provisions) Act 2006
- Education (General Provisions) Regulation 2006
- Criminal Code Act 1899
- Anti-Discrimination Act 1991
- Commission for Children and Young People and Child Guardian Act 2000
- Judicial Review Act 1991
- Workplace Health and Safety Act 2011
- Workplace Health and Safety Regulation 2011
- Right to Information Act 2009
- Information Privacy (IP) Act 2009

## 10. Related policies and procedures


- Statement of expectations for a disciplined school environment policy
- Safe, Supportive and Disciplined School Environment
- Inclusive Education
- Enrolment in State Primary, Secondary and Special Schools
- Student Dress Code
- Student Protection
- Hostile People on School Premises, Wilful Disturbance and Trespass
- Police and Child Safety Officer Interviews with Students, and Police Searches at State Educational Institutions
- Acceptable Use of the Department's Information, Communication and Technology (ICT) Network and Systems
- Managing Electronic Identities and Identity Management
- Appropriate Use of Mobile Telephones and other Electronic Equipment by Students
- Temporary Removal of Student Property by School Staff



## 11. Some related resources

- Bullying: No Way!
- Schoolwide Positive Behaviour Support
- Code of Conduct for School Students Travelling on Buses


### Endorsement



Principal



Chair, School Council



P & C President

Effective Date: 1 January 2018 – 31 December 2019

## Appendix 1

### Behaviour lessons conducted by classroom teachers providing strategies

#### Learning intent:

*Develop a shared language to describe inappropriate behaviour.*

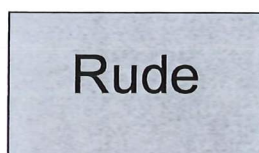
*Provide students with strategies they can use confidently.*

#### Success criteria:

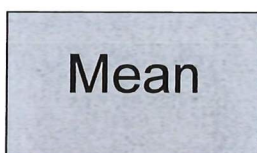
*Students can describe different types of inappropriate behaviour.*

*Students confidently use the High Five to resolve issues and ask for assistance when inappropriate behaviour is ongoing.*

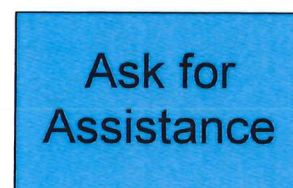

Unintentionally  
hurtful



Intentionally  
hurtful



Repeatedly  
intentionally  
hurtful



**What can we do?**

## **Appendix 2**

### **The use of personal technology devices at school**

This policy reflects the importance the school places on students displaying courtesy, consideration and respect for others whenever they are using personal technology devices.

Personal Technology Devices include, but are not limited to, games devices such as Portable gaming devices, Tamagotchis®, laptop computers, PDAs, Blackberrys®, cameras and/or voice recording devices (whether or not integrated with a mobile phone or MP3 player), mobile telephones, iPods® and devices of a similar nature.

#### **Certain personal technology devices banned from school**

Students must not bring valuable personal technology devices like cameras, digital video cameras or MP3 players to school as there is a risk of damage or theft. Such devices will be confiscated by school staff and may be collected at the end of the day from the school office. Breaches of this prohibition may result in discipline.

#### **Confiscation**

Permitted personal technology devices used contrary to this policy on school premises will be confiscated by school staff. They will be made available for collection from the school office at the end of the school day unless required to be kept for purposes of disciplinary investigation, when it will only be returned in the presence of a parent.

Devices potentially containing evidence of criminal offences may be reported to the police. In such cases police may take possession of such devices for investigation purposes and students and parents will be advised to contact Queensland Police Service (QPS) directly.

Students who have a personal technology device confiscated more than once will not be permitted to have a personal technology device at school for at least one month, or longer if deemed necessary by the Principal.

#### **Personal technology device etiquette**

Bringing personal technology devices to school is not encouraged by the school because of the potential for theft and general distraction and/or disruption associated with them. However, if they are brought to school, they must be turned off and handed to the class teacher during school hours.

#### **Recording voice and images**

Every member of the school community should feel confident about participating fully and frankly in all aspects of school life without concern that their personal privacy is being invaded by them being recorded without their knowledge or consent.

We uphold the value of trust and the right to privacy at Fig Tree Pocket State School. Students using personal technology devices to record inappropriate behaviours or incidents (such as vandalism, fighting, bullying, staged fighting or pranks etc.) for the purpose of dissemination among the student body or outside the school, by any means (including distribution by phone or internet posting) builds a culture of distrust and disharmony.

Students must not record images anywhere that recording would not reasonably be considered appropriate (e.g. in change rooms, toilets or any other place where a reasonable person would expect to be afforded privacy). Recording of events in class is not permitted unless express consent is provided by the class teacher.

A student at school who uses a personal technology device to record private conversations, ordinary school activities (apart from social functions like graduation ceremonies) or violent, illegal



or embarrassing matter capable of bringing the school into public disrepute is considered to be in breach of this policy.

Even where consent is obtained for such recording, the school will not tolerate images or sound captured by personal technology devices on the school premises or elsewhere being disseminated to others, if it is done for the purpose of causing embarrassment to individuals or the school, for the purpose of bullying or harassment, including racial and sexual harassment, or where without such intent a reasonable person would conclude that such outcomes may have or will occur.

Students may be subject to discipline (including suspension and recommendation for exclusion if they breach the policy by being involved in recording and/or disseminating material (through text messaging, display, internet uploading or other means) or are knowingly the subject of such a recording.

Students should note that the recording or dissemination of images that are considered indecent (such as nudity or sexual acts involving children) are against the law and if detected by the school will result in a referral to QPS.

### **Text communication**

The sending of text messages that contain obscene language and/or threats of violence may amount to bullying and or harassment or even stalking, and will subject the sender to discipline and possible referral to QPS. Students receiving such text messages at school should ensure they keep the message as evidence and bring the matter to the attention of the school office.

### **Assumption of cheating**

Personal technology devices may not be taken into or used by students at exams or during class assessment unless expressly permitted by staff. Staff will assume students in possession of such devices during exams or assessments are cheating. Disciplinary action will be taken against any student who is caught using a personal technology device to cheat during exams or assessments.

### **Recording private conversations and the *Invasion of Privacy Act 1971***

It is important that all members of the school community understand that under the *Invasion of Privacy Act 1971*, 'a person is guilty of an offence against this Act if the person uses a listening device to overhear, record, monitor or listen to a private conversation'. It is also an offence under this Act for a person who has overheard, recorded, monitored or listened to a conversation to which s/he is not a party to publish or communicate the substance or meaning of the conversation to others.

Students need to understand that some conversations are private and therefore to overhear, record, monitor or listen to such private conversations may be in breach of this Act, unless consent to the recording is appropriately obtained.

### **Special circumstances arrangement**

Students who require the use of a personal technology device in circumstances that would contravene this policy (for example to assist with a medical condition or other disability or for a special project) should negotiate a special circumstances arrangement with the Deputy Principal or Principal.

### Fig Tree Pocket State School Mobile Phone Policy

Fig Tree Pocket Primary School recognises that some parents require their child to carry a mobile phone to school for the purposes of communication and personal safety.

The aim of this policy is to ensure that students use mobile phone in a safe and responsible manner and to ensure mobile phones are not disruptive to student learning.

#### Policy Details

1. Parents are required to inform the class teacher if their child brings a mobile phone to school.
2. For the purpose of this policy, the term mobile phone includes smart 'connected' watches or any connected device.
3. Mobile phones are to be turned off and handed in to the class teacher during school hours (8.50-3.00pm).
4. Mobile phones should not be stored in bags during school hours.
5. Students must not take photographs, video or audio of other students or school community members while at school.
6. Students will not carry mobile phones to excursions or interschool sport.
7. Students will display courtesy, consideration and respect for others as detailed in FTPSS Responsible Behaviour Plan when using a mobile phone.
8. Parents should seek permission from the principal if a student is required to carry an online device for medical reasons.
9. Student education in the responsible use of online devices will be used to support implementation of this policy.
10. The FTPSS mobile phone policy will be reviewed annually.

Kym Raffelt  
Principal  
November, 2017

## **Appendix 4**

### **School policy for preventing and responding to incidents of bullying (including cyberbullying)**

#### **Purpose**

Fig Tree Pocket State School strives to create positive, predictable environments for all students at all times of the day. The disciplined and teaching environment that we are creating is essential to:

- achieving overall school improvement, including the effectiveness and efficiency of our student support procedures
- raising achievement and attendance
- promoting equality and diversity and
- ensuring the safety and well-being of all members of the school community.

There is no place for bullying in Fig Tree Pocket State School. Those who are bullied and those who bully are at risk for behavioural, emotional and academic problems. These outcomes are in direct contradiction to our school community's goals and efforts for supporting all students.

Bullying behaviours that will not be tolerated at Fig Tree Pocket State School include name-calling, taunting, mocking, making offensive comments, kicking, hitting, pushing, taking belongings, inappropriate text messaging, sending offensive or degrading images by phone or internet, producing offensive graffiti, gossiping, excluding people from groups, and spreading hurtful and untruthful rumours.

Bullying may be related to:

- race, religion or culture;
- disability;
- appearance or health conditions;
- sexual orientation;
- sexist or sexual language;
- children acting as carers; or
- children in care.

At Fig Tree Pocket State School there is broad agreement among students, staff and parents that bullying is observable and measurable behaviour. When considering whether or not bullying has occurred, we will therefore avoid speculation on the intent of the behaviour, the power of individuals involved, or the frequency of its occurrence. Whether bullying behaviour is observed between students of equal or unequal power, whether it occurs once or several times, and whether or not the persons involved cite intimidation, revenge, or self-defence as a motive, the behaviour will be responded to in similar fashion, that is, as categorically unacceptable in the school community.

#### **Rationale**

Many bullying behaviours are peer-maintained through the actions of bystanders. That is, peers react to bullying in ways that may increase the likelihood of it occurring again in the future. Reactions include joining in, laughing, or simply standing and watching, rather than intervening to help the person being bullied. Whilst our school would never encourage students to place themselves at risk, our anti-bullying procedures involve teaching the entire school a set of safe and effective responses to all problem behaviour (High Five), including bullying, in such a way that those who bully are not socially reinforced for demonstrating it.

The anti-bullying procedures at Fig Tree Pocket State School are an addition to our school wide positive behaviour support processes. This means that all students are being explicitly taught the expected school behaviours and receiving high levels of social acknowledgement for doing so. Adding lessons on bullying and how to prevent and respond to it is a subset of procedures that our students are already accustomed to.



## Prevention

Attempting to address specific problem behaviours will not be successful if the general level of disruptive behaviour in all areas of our school is not kept to a low level. Therefore, our school wide universal behaviour support practices will be maintained at all times.

This will ensure that:

- Our universal behaviour support processes will always remain the primary strategy for preventing problem behaviour, including preventing the subset of bullying behaviour
- All students know the 3 school rules and have been taught the expected behaviours attached to each rule in all areas of the school
- All students have been or are being taught the specific routines in the non-classroom areas, from exiting the classroom, conducting themselves in accordance with the school expectations in the playground and other areas, to re-entering their classrooms
- All students are receiving high levels of positive reinforcement for demonstrating expected behaviours, including those associated with following our routines, from all staff in the non-classroom areas of the school
- A high level of quality active supervision is a permanent staff routine in the non-classroom areas. This means that duty staff members are easily identifiable and are constantly moving, scanning and positively interacting as they move through the designated supervision sectors of the non-classroom areas.

The student curriculum includes the identification and definition of bullying behaviours. The lessons involve developing confidence in the use of the High Five to be utilised by all students when experiencing mean behaviour. This instruction also explains the difference between mean behaviour and bullying behaviour, guiding students to seek assistance as either a person being bullied, the person bullying or a bystander. These lessons include instruction on how to approach adults and on what reactions and systemic responses they should expect from adults.

Research indicates that a common outcome of anti-bullying programming is an improvement in understanding of bullying but little change in the frequency or nature of actual bullying behaviour. One of the reasons cited for this outcome is the lack of behavioural rehearsal in the programming. The anti-bullying process at Fig Tree Pocket State School takes care to combine knowledge with practice in a process of active learning, so that students understand by 'doing' as much as by 'knowing'.

Fig Tree Pocket State School records inappropriate behaviour and uses behavioural data for decision-making. This data is entered into our database on a daily basis and can be recalled as summary reports at any time. This facility allows the school to track the effectiveness of its anti-bullying process, to make any necessary adjustments, and to identify specific bullying behaviours that may need to be revisited or revised in the instructional process.

## **Appendix 5**

### **Appropriate use of social media**

Fig Tree Pocket State School embraces the amazing opportunities that technology and the internet provide to students for learning, being creative and socialising online. Use of online communication and social media sites and applications (apps) can provide positive social development experiences through an opportunity to develop friendships and shape identities.

When used safely, social media sites and apps such as Facebook, Twitter and Instagram can provide positive opportunities for social learning and development. However, inappropriate, or misguided, use can lead to negative outcomes for the user and others.

Fig Tree Pocket State School is committed to promoting the responsible and positive use of social media sites and apps.

No student of Fig Tree Pocket State School will face disciplinary action for simply having an account on Facebook or other social media site.

As is set out in the school policy for preventing and responding to incidents of bullying (including cyberbullying) found at **Appendix 4**, it is unacceptable for students to bully, harass or victimise another person whether within Fig Tree Pocket State School grounds or while online. Inappropriate online behaviours can have a negative impact on student learning and the good order and management of Fig Tree Pocket State School, whether those behaviours occur during or outside school hours.

This policy reflects the importance of students at Fig Tree Pocket State School engaging in appropriate online behaviour.

#### **Role of social media**

The majority of young people use social media sites and apps on a daily basis for school work, entertainment and to keep in contact with friends. Unfortunately, some young people misuse social media technologies and engage in cyberbullying.

Social media by its nature will result in the disclosure and sharing of personal information. By signing up for a social media account, users are providing their personal information.

Students need to remember that the internet is a free space and many social media sites and apps, like Twitter, have limited restrictions placed upon allowable content and regulated procedures for the removal of concerning posts.

Social media sites and apps are designed to share online content widely and rapidly. Once students place information and/or pictures online, they have little to no control over how that content is used.

The internet reaches a global audience. Even if students think that comments or photos have been deleted, there can be archived records of the material that will continue to be searchable into the future.

Inappropriate online behaviour has the potential to embarrass and affect students, others and the school for years to come.

### **Appropriate use of social media**

Students of Fig Tree Pocket State School are expected to engage in the appropriate use of social media. Specific examples of appropriate use of social media sites and apps include:

- Ensuring that personal information, such as full name, address, phone number, school name and location or anyone else's personal information, is not shared.
- Thinking about what they want to say or post, and how it could be interpreted by others, before putting it online. Remember, once content is posted online you lose control over it. Students should not post content online that they would be uncomfortable saying or showing to their parents' face or shouting in a crowded room.
- Remembering that it can be difficult to work out whether messages typed on social media sites and apps are meant to be funny or sarcastic. Tone of voice and context is often lost which can lead to unintended consequences. If students think a message may be misinterpreted, they should be cautious and make the decision not to post it.
- Never provoking, or engaging with, another user who is displaying inappropriate or abusive behaviour. There is no need to respond to a cyberbully. Students should report cyberbullying concerns to a teacher and allow the teacher to record and deal with the online concern.

If inappropriate online behaviour impacts on the good order and management of Fig Tree Pocket State School, the school may impose disciplinary consequences for that behaviour regardless of whether the behaviour occurs during or outside of school hours.

Disciplinary consequences could include suspension and/or exclusion. In serious cases of inappropriate online behaviour, the school may also make a report to QPS for further investigation.

Fig Tree Pocket State School will not become involved in concerns of cyberbullying or inappropriate online behaviour where the incident in question does not impact upon the good order and management of the school. For example, where cyberbullying occurs between a student of this school and a student of another school outside school hours. Such an incident will be a matter for parents and/or QPS to resolve.

### **Laws and consequences of inappropriate online behaviour and cyberbullying**

Inappropriate online behaviour may in certain circumstances constitute a criminal offence. Both the Criminal Code Act 1995 (Cth) and the Criminal Code Act 1899 (Qld) contain relevant provisions applicable to cyberbullying.

The Commonwealth Criminal Code outlines a number of criminal offences concerning telecommunications services. The most relevant offence for cyberbullying is "using a carriage service to menace, harass or cause offence to another person".

The Queensland Criminal Code contains several applicable sections for cyberbullying. Potential relevant criminal offences are:

- Unlawful stalking.
- Computer hacking and misuse.
- Possession of child exploitation material.
- Involving a child in making child exploitation material.
- Making child exploitation material.



- Distribution of child exploitation material.
- Criminal Defamation.

There are significant penalties for these offences.

Fig Tree Pocket State School strives to create positive environments for all students at all times of the day, including while online. To help in achieving this goal, Fig Tree Pocket State School expects its students to engage in positive online behaviours.

## Appendix 6

### Fig Tree Pocket State School Internal Behaviour Referral Form

<b>Student Name:</b>			<b>Location (please tick)</b>	
<b>Date:</b>	<b>Time:</b>	<b>Class:</b>	Playground	
<b>Referring staff member :</b>			Specialist Lesson	
			Classroom	
			Other	

Problem Behaviour			
Minor (Please tick)		Major (Please tick)	
<b>Defiance/Disrespect</b> Low intensity, brief failure to follow directions.		<b>Defiance/Disrespect</b> Continued refusal to follow directions, talking back and / or socially rude interactions.	
<b>Physical Contact</b> Student engages in non-serious but inappropriate physical contact.		<b>Physical Aggression</b> Actions involving serious physical contact where injury may occur (eg hitting, punching, hitting with an object, kicking, scratching etc).	
<b>Inappropriate language</b> Low intensity language (eg shut up, idiot etc).		<b>Inappropriate /Abusive language</b> Repeated verbal messages that involve swearing or use of words in an inappropriate way directed at other individual or group.	
<b>Disruption</b> Low intensity but inappropriate disruption.		<b>Disruption</b> Repeated behaviour causing an interruption in a class or playground. (eg. Yelling or screaming, noise with material, disrupting games, sustained out of seat behaviour etc).	
<b>Property Misuse</b> Low intensity misuse of property.		<b>Vandalism</b> Student engages in an activity that results in substantial destruction or disfigurement of property.	
<b>Dress Code</b> Student wears clothing that is near, but not within, the dress code guidelines defined by the school.		<b>Dress Code</b> Refusal to comply with school dress code.	
<b>Safety</b> Student engages in brief or low-level safety violation not involving hurting any other individuals or groups.		<b>Safety</b> Student engages in frequent unsafe activities where injury may occur.	
<b>Dishonesty</b> Student engages in minor lying/cheating not involving any other person.		<b>Major Dishonesty</b> Student delivers message that is untrue and / or deliberately violates rules and/or harms others.	
<b>Other</b>		<b>Harassment / Bullying</b> Repeated teasing, physical and verbal intimidation of a student.	
		<b>Other</b>	

<b>School Expectation Category</b>			
Be SAFE		Be Respectful	
		Be Responsible	

<b>Others involved in incident</b>							
None		Peers		Staff		Other	

## Appendix 7

### Behaviour Incident Report

Name of student/s involved in incident:

Person Completing Form:

Date:

Problem behaviour (name):		
Date of incident	Time incident started	Time incident ended
Where was the student when the incident occurred?		
Who was working with the student when the incident occurred?		
Where was staff when the incident occurred?		
Who was next to the student when the incident occurred?		
Who else was in the immediate area when the incident occurred?		
What was the general atmosphere like at the time of the incident?		
What was the student doing at the time of the incident?		
What occurred <b>immediately</b> before the incident? Describe the activity, task, event.		
Describe what the student did during the incident.		
Describe the level of severity of the incident. (e.g. damage, injury to self/others)		
Describe who or what the incident was directed at.		
What action was taken to de-escalate or re-direct the problem?		
Briefly give your impression of why the student engaged in the above-described incident. (e.g. was angry because I asked him/her to stop teasing).		



(use verbally with under 8's)

# 4W FORM

Student's Name \_\_\_\_\_ Year \_\_\_\_\_ Date \_\_/\_\_/\_\_

What did you do?

---

---

---

---

What is our school rule about this and why do we have that rule?

---

---

---

---

What should you have done instead?

---

---

---

---

---

What can you do to stop this from happening next time?

---

---

---

---

---

Student's  
Signature \_\_\_\_\_

Parent's  
Signature \_\_\_\_\_

Principal's/  
Teacher's  
Signature \_\_\_\_\_

## Appendix 9

### Debriefing Report

#### Formal debriefing

Formal debriefing should be led by a staff member who has not been involved in the event.

The goals of debriefing are to:

- reverse or minimise the negative effects of physical intervention;
- prevent the future use of physical intervention; and/or
- address organisational problems and make appropriate changes.

For students who have language or communication difficulties the debriefing process will need to be modified to accommodate their specific receptive and expressive needs.

Debriefing should provide information on:

- who was involved;
- what happened;
- where it happened;
- why it happened; and
- what we learned.

The specific questions we want to answer through the debriefing process are:

- **FACTS:** what do we know happened?
- **FEELINGS:** how do you feel about the event that happened?
- **PLANNING:** what can/should we do next?

#### Questions for staff

- What were the first signs?
- What de-escalation techniques were used?
- What worked and what did not?
- What would you do differently next time?
- How can physical intervention be avoided in this situation in the future?
- What emotional impact does using physical intervention have on you?
- What was your emotional state at the time of the escalation?

#### Questions for student

- What was it that you needed?
- What upset you most?
- What did we do that was helpful?
- What did we do that got it that way?
- What can we do better next time?
- Would you do something differently next time?
- What could we have done to make the physical intervention less invasive?

Notes on the discussion that occurs during the debriefing report are not required to be documented, however a note should be made that the debriefing has occurred for both staff and students involved (e.g. names, date, time and outcomes).